

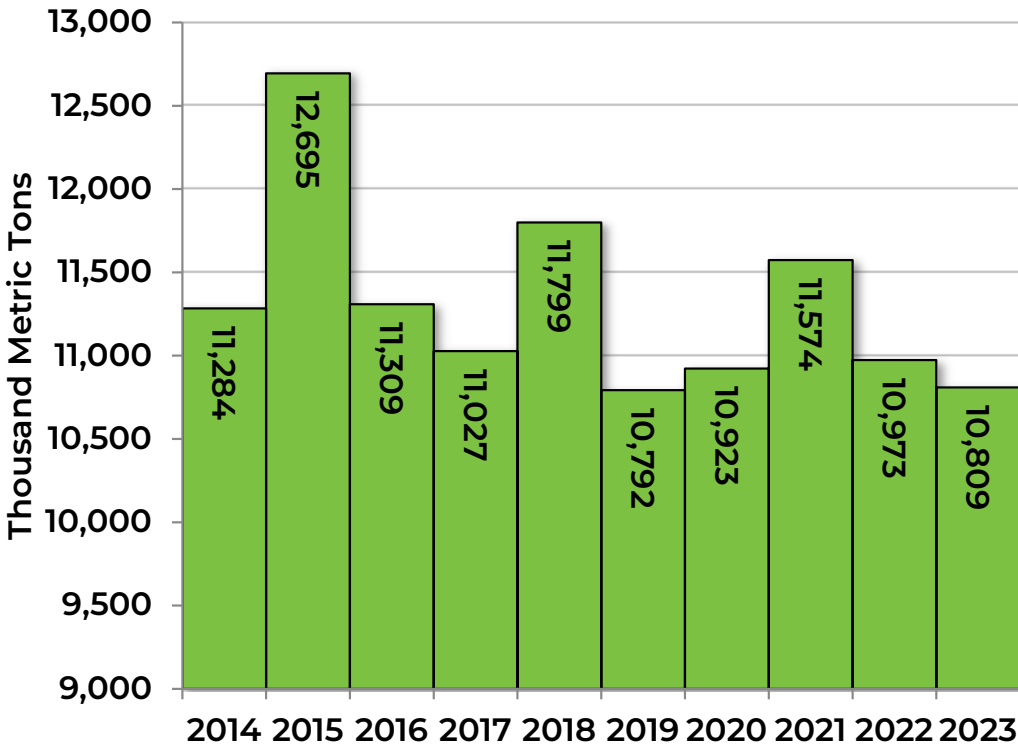
DISTILLERS GRAINS

2023 U.S. TRADE STATISTICAL SUMMARY



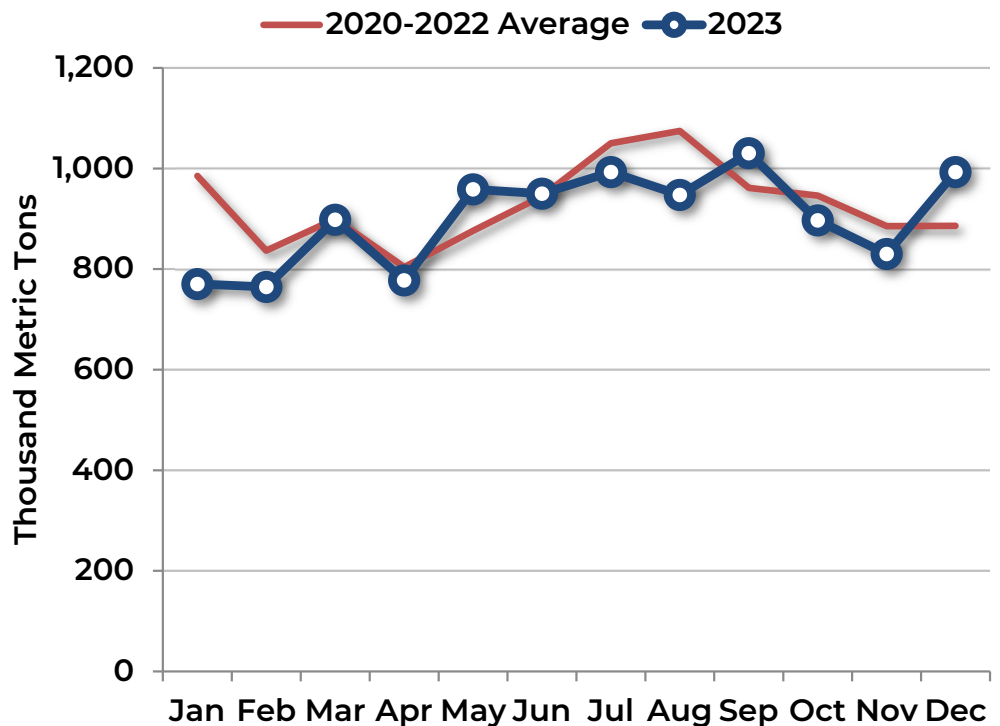
2023 DISTILLERS GRAINS EXPORTS

U.S. Distillers Grains Exports



U.S. exports of distillers grains (DGs)—a high-quality feed ingredient produced by dry-mill ethanol facilities—decreased slightly to 10.8 million metric tons (MMT) in 2023. DGs were exported to more than 50 countries.

Monthly U.S. Distillers Grains Exports

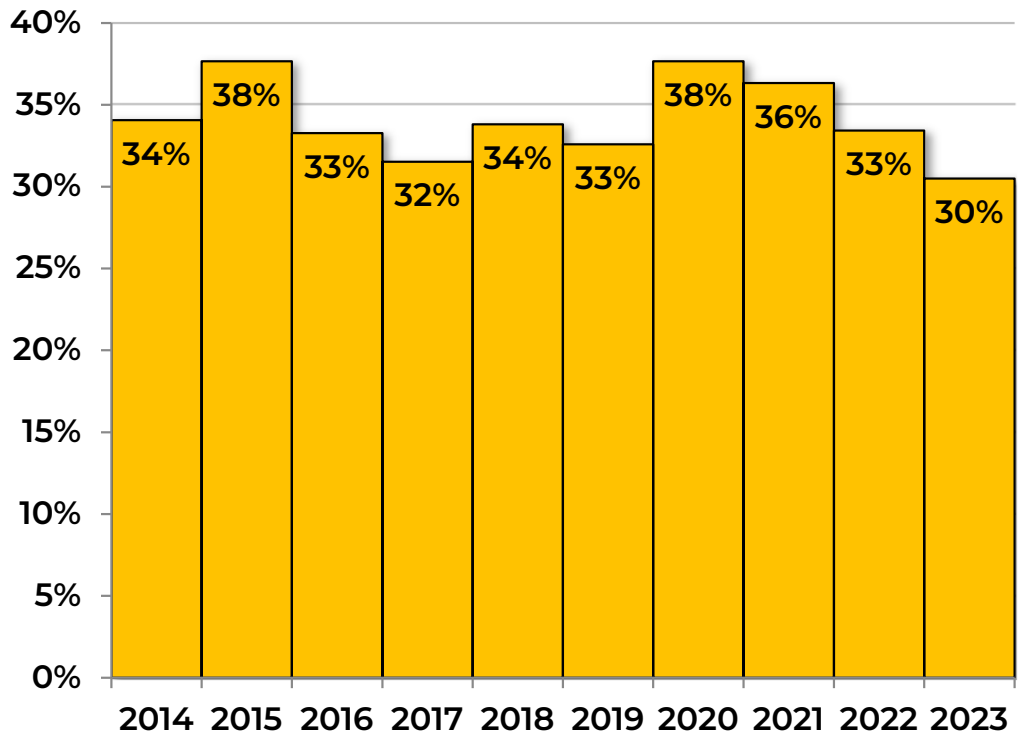


Exports began the year slowly but ended on a high note. Shipments exceeded 1 MMT in September and December as prices receded.

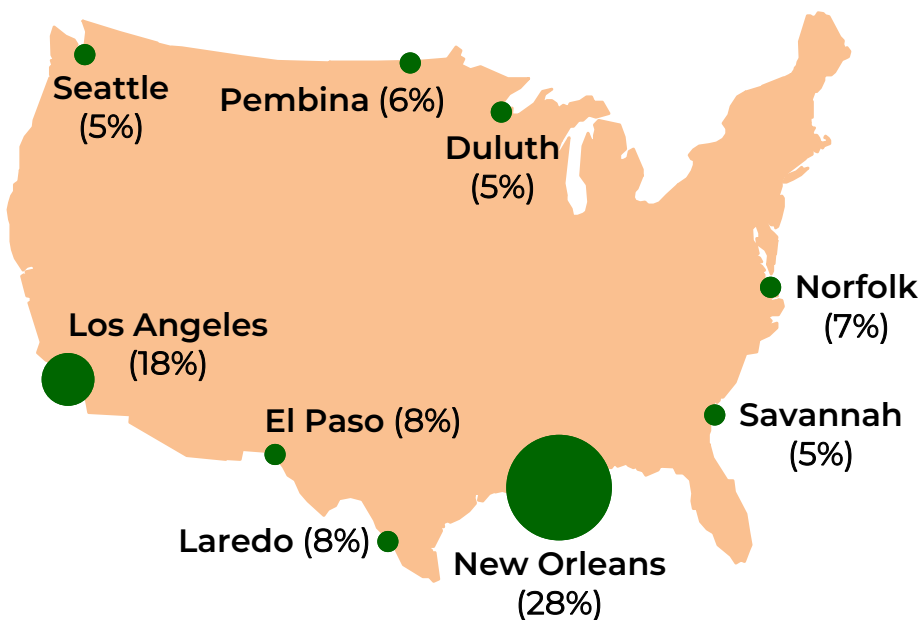
2023 DISTILLERS GRAINS EXPORTS

Export Share of U.S. DG Production

As U.S. DG production has grown over time, the development of export markets has been essential. Nearly one-third of DG output was exported in 2023.



Top Ports/Districts of Exit for DG Exports



U.S. DG exports left the country through 26 ports and exit points (the top ones by volume are shown on the map). New Orleans again handled the most tonnage, followed by Los Angeles.

2023 DISTILLERS GRAINS EXPORTS: TOP MARKETS

U.S. Distillers Grain Export Markets



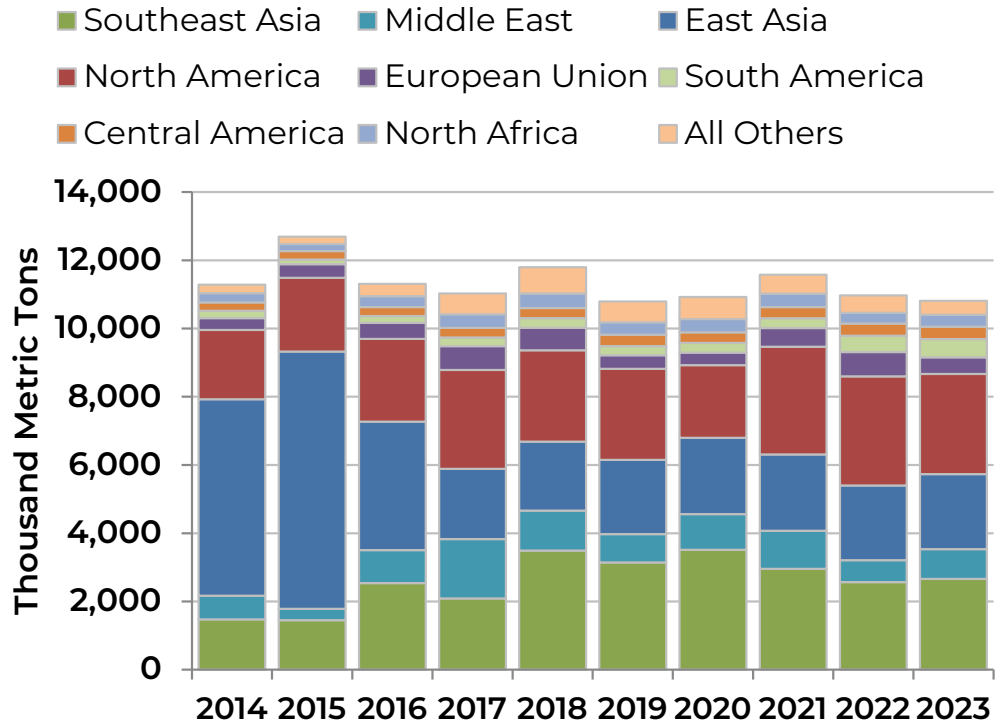
Country	2023 Total <i>000 Metric Tons</i>	2022 Total <i>000 Metric Tons</i>	Change %
Mexico	2,196.4	2,230.8	-2%
South Korea	1,280.2	1,263.9	1%
Vietnam	1,100.5	1,279.0	-14%
Indonesia	932.9	835.1	12%
Canada	736.4	967.5	-24%
Turkey	627.8	422.9	48%
European Union	484.6	710.3	-32%
Japan	402.5	496.9	-19%
Colombia	352.7	360.7	-2%
Morocco	283.1	203.8	39%

The top three destinations for U.S. DG exports—Mexico, South Korea, and Vietnam—remained the same in 2023. Mexico accounted for 20% of total shipments. Exports to Indonesia, Turkey, and Morocco exhibited strong growth.

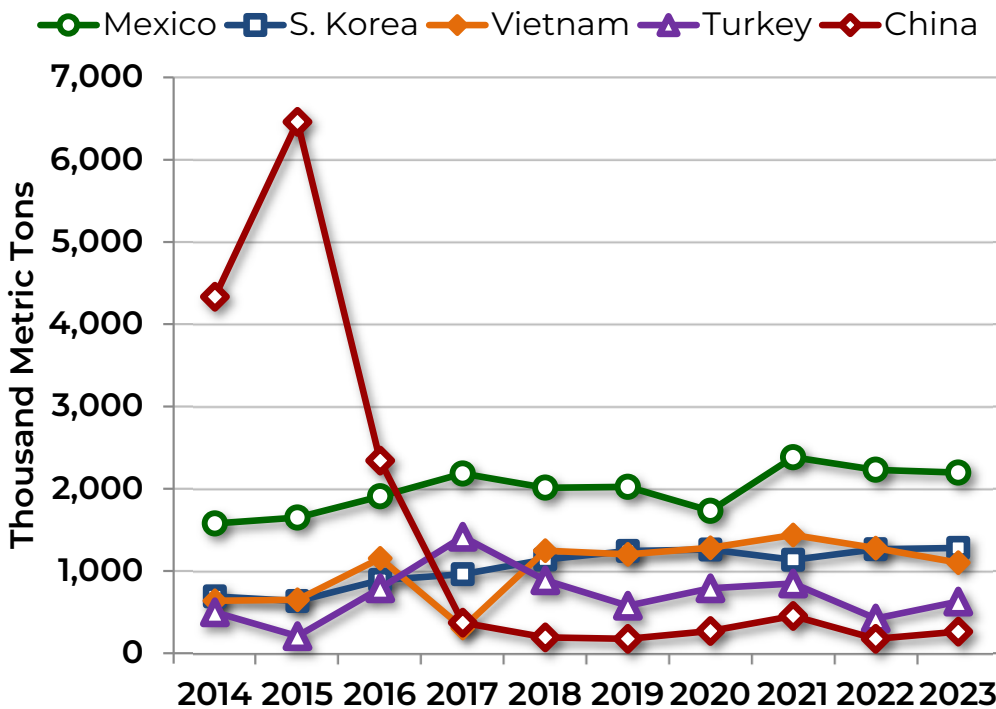
DISTILLERS GRAINS EXPORT DESTINATIONS

U.S. Distillers Grains Exports by Region

Regionally, other North American countries represented the largest export market for DGs in 2023, followed closely by Southeast Asia. Shipments to East Asia also remained substantial.



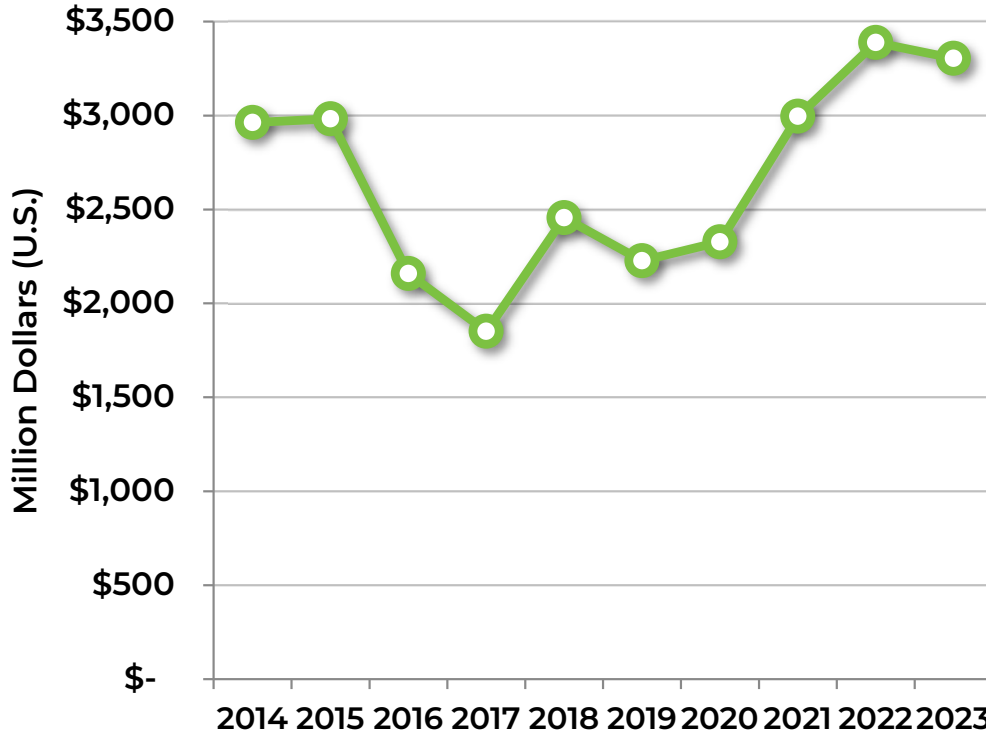
DG Exports to Major Destinations



Although shipments to China remained far lower in 2023 than a decade ago, the export market is now considerably more diversified. Sales to other Asian countries and Mexico have grown over time.

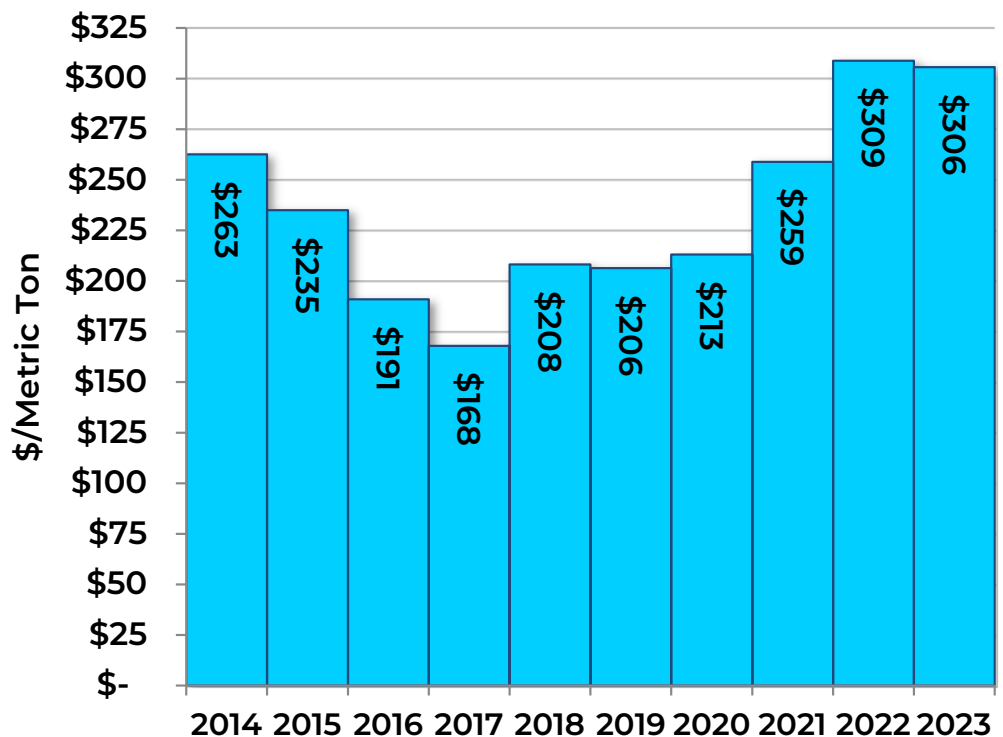
DISTILLERS GRAINS EXPORT VALUE

Value of U.S. Distillers Grains Exports



The value of U.S. DG exports was **\$3.3 billion** in 2023, just short of the record hit a year earlier. DGs continue to be an important revenue source for dry-mill ethanol facilities.

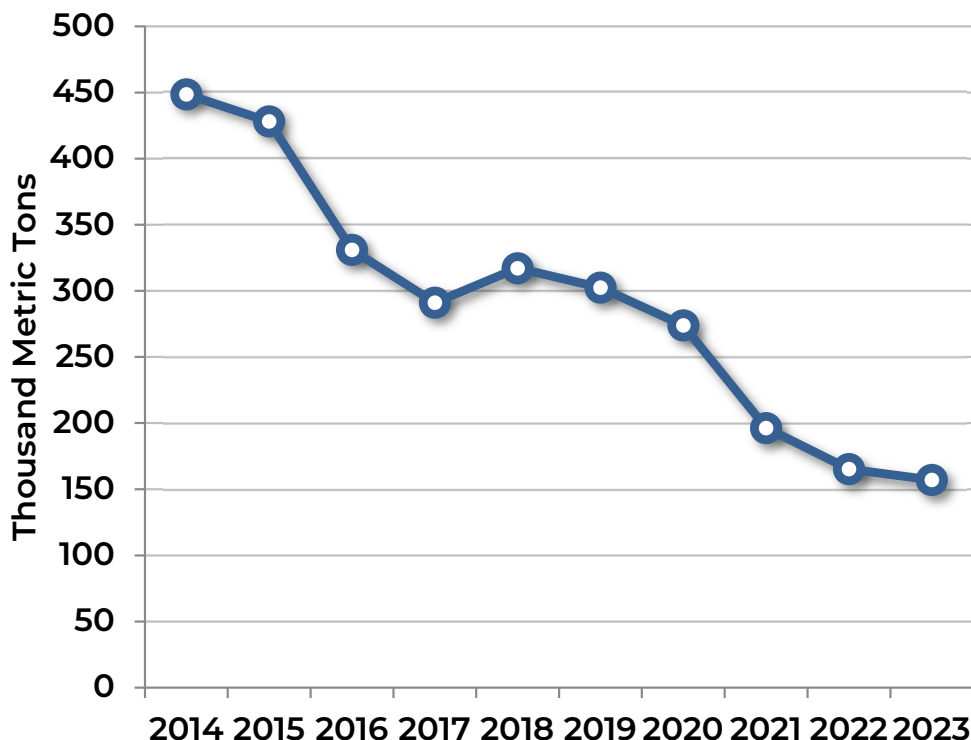
Distillers Grains Export Price



The unit value of U.S. DG exports averaged **\$306 per MT** in 2023, similar to the 2022 level. Prices were strong during the first half of the year but fell during the second half, as a record corn crop was harvested.

2023 DISTILLERS GRAINS IMPORTS

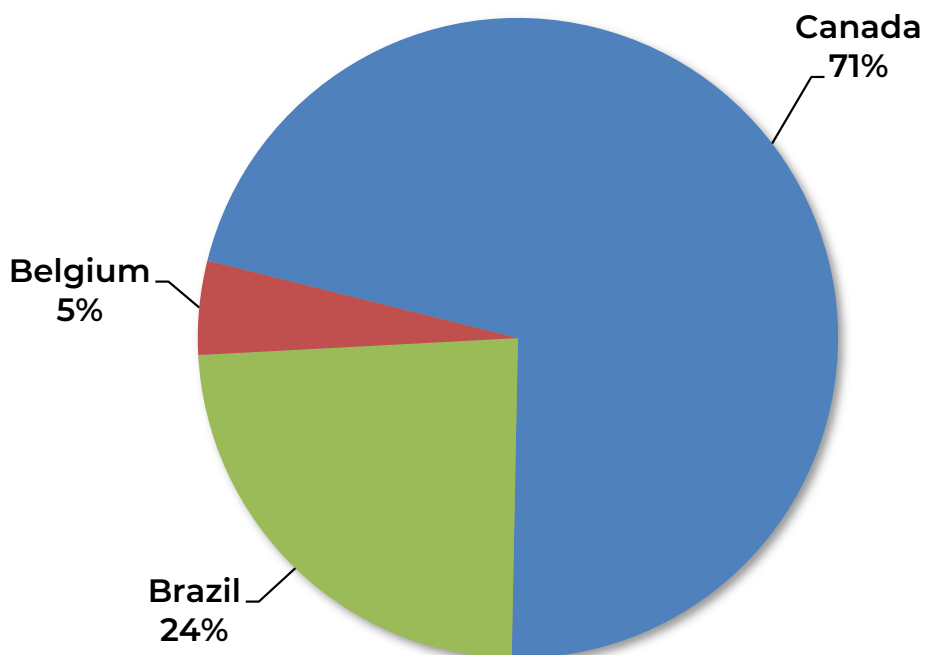
U.S. Distillers Grains Imports



U.S. imports of DGs fell to 157,000 MT in 2023, continuing the downward trend of the last decade. Imports accounted for less than 1% of U.S. DG consumption.

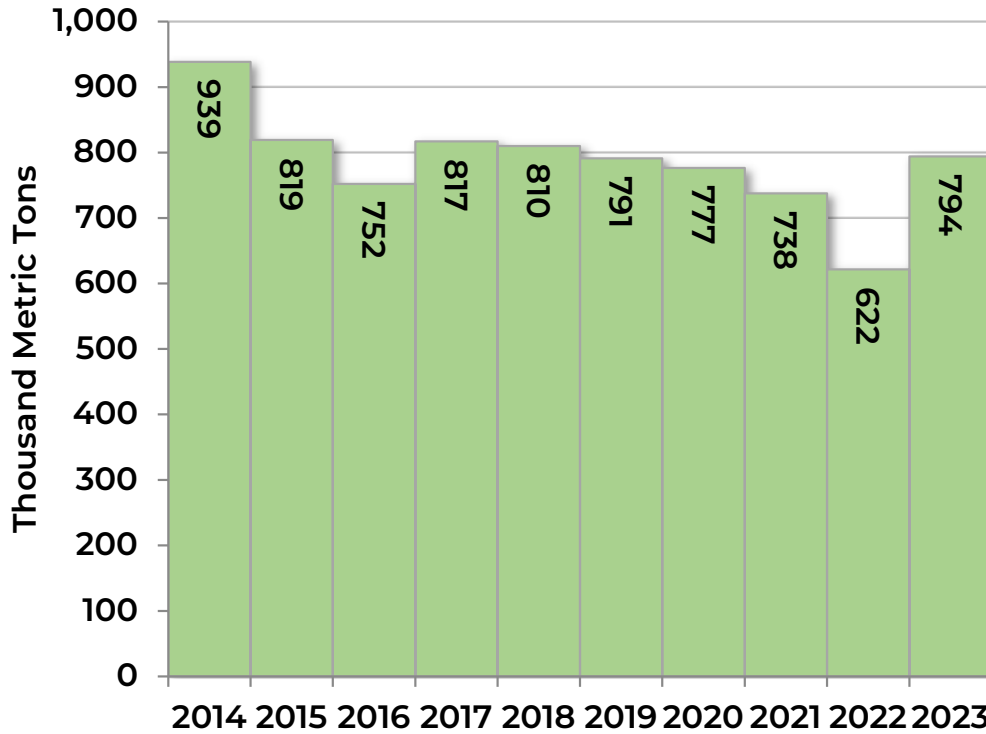
Top Origins of U.S. DG Imports

Canada was again the top supplier of DGs to the U.S., accounting for nearly three-quarters of import volumes. Brazil was the only other significant origin for DGs entering the U.S. market.



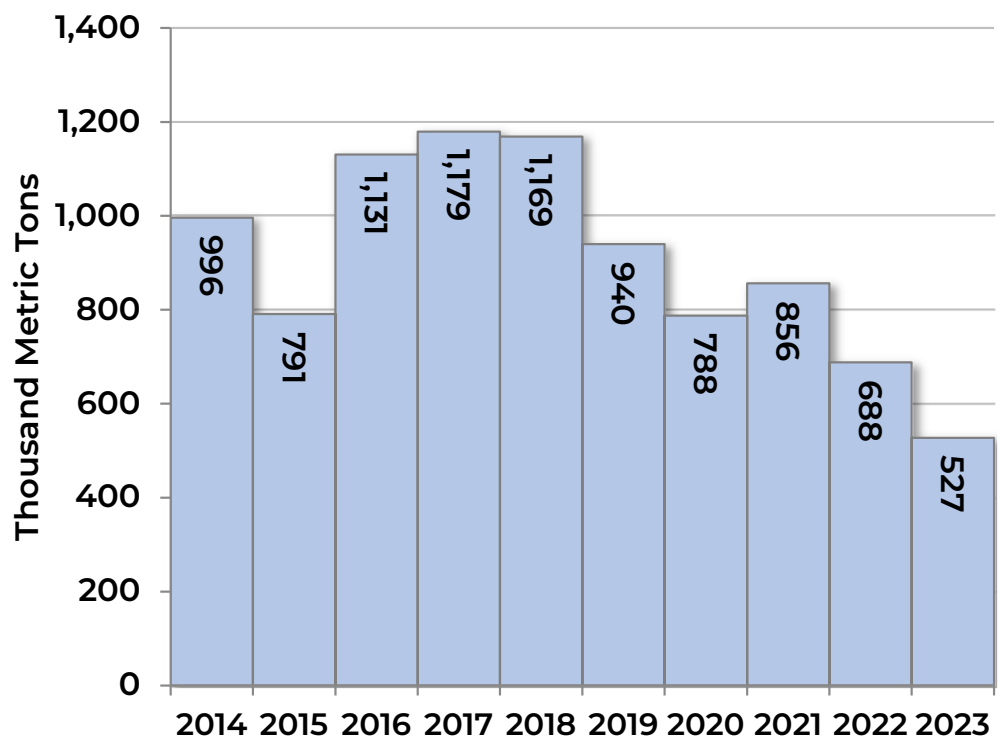
2023 EXPORTS OF OTHER CO-PRODUCTS

U.S. Corn Gluten Meal Exports



U.S. exports of corn gluten meal—a feed co-product made by ethanol wet mills—rose to 794,000 MT in 2023, the highest level in five years. Chile, Indonesia, and Colombia remained the top destinations.

U.S. Corn Gluten Feed Exports



U.S. exports of corn gluten feed—also a co-product made by wet-mill ethanol facilities—fell to 527,000 MT, mainly due to a drop in shipments to Ireland, the largest destination.

ABOUT THE DATA IN THIS REPORT

U.S. Co-product Export and Import Data

- The export and import data in this report include products classified under the following Harmonized Tariff Schedule (HTS) codes:
 - **2303300000**: Brewing or distilling dregs and waste (Distillers Grains)
 - **2303100010**: Residues of starch manufacture and similar residues: Corn gluten feed
 - **2303100020**: Residues of starch manufacture and similar residues: Corn gluten meal

Sources

- All data in this report come from the U.S. Census Bureau, U.S. Department of Commerce, and U.S. Department of Agriculture.

The Renewable Fuels Association publishes **monthly** summaries of export and import data for ethanol and distillers dried grains in its [Trade Monitor](#).

This report was prepared by Scott Richman, who may be contacted at srichman@ethanolrfa.org or 636.594.2284.



Renewable Fuels Association
16024 Manchester Road
Suite 101
Ellisville, MO 63011
636.594.2284
www.EthanolRFA.org